

Show My Homework

For teachers, Students and Parents.

Hyndland Secondary School

23rd August 2018

www.showmyhomework.co.uk
The world's No. 1 online homework solution



What is Show My Homework?

A simple online homework calendar showing homework information, deadlines and attachments for students.



This has been rolled out over last year at Hyndland and the feedback has been very positive.

Increased student engagement

90%

Homework setting consistency

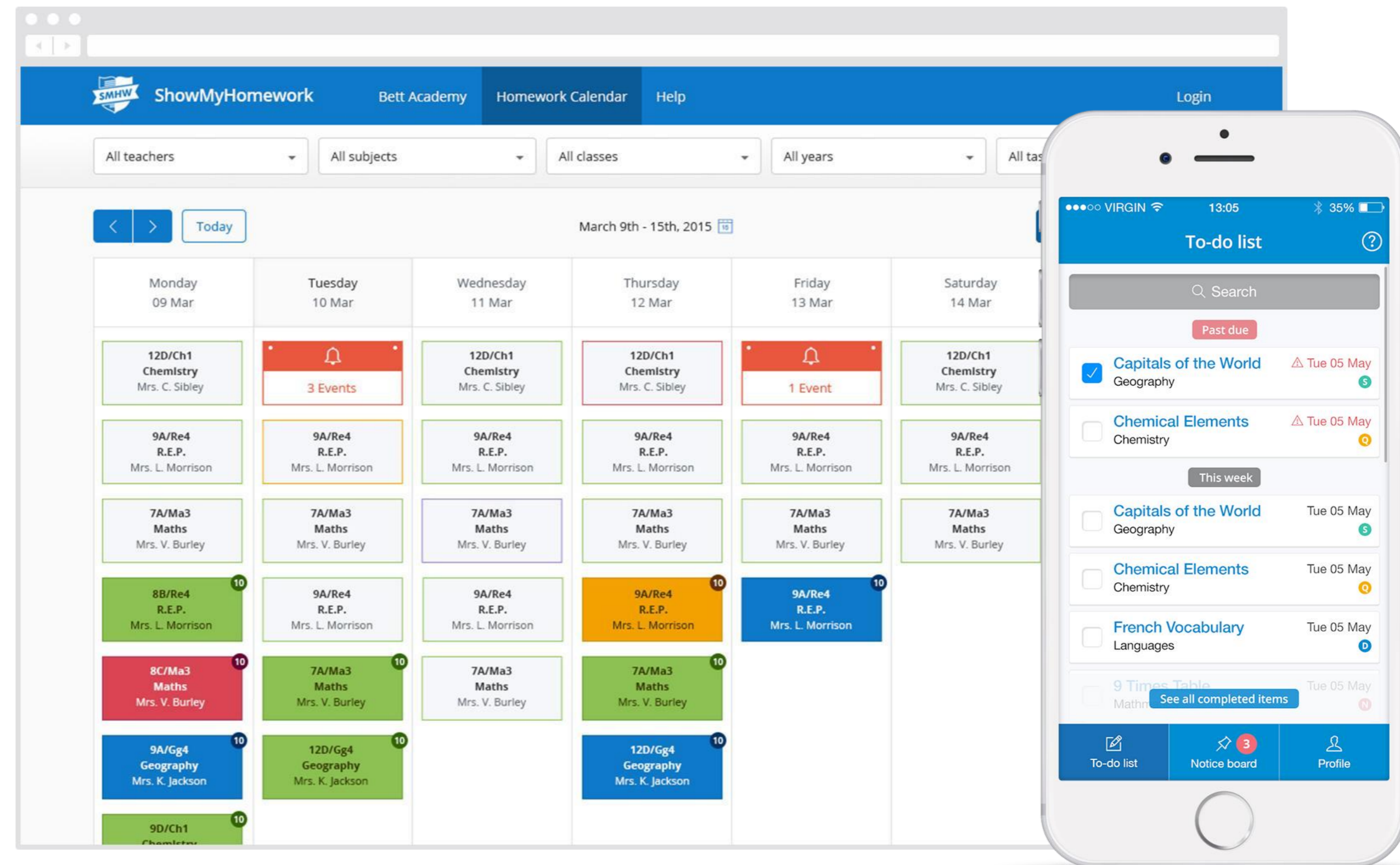
100%

Time saved tracking and monitoring homework

95%

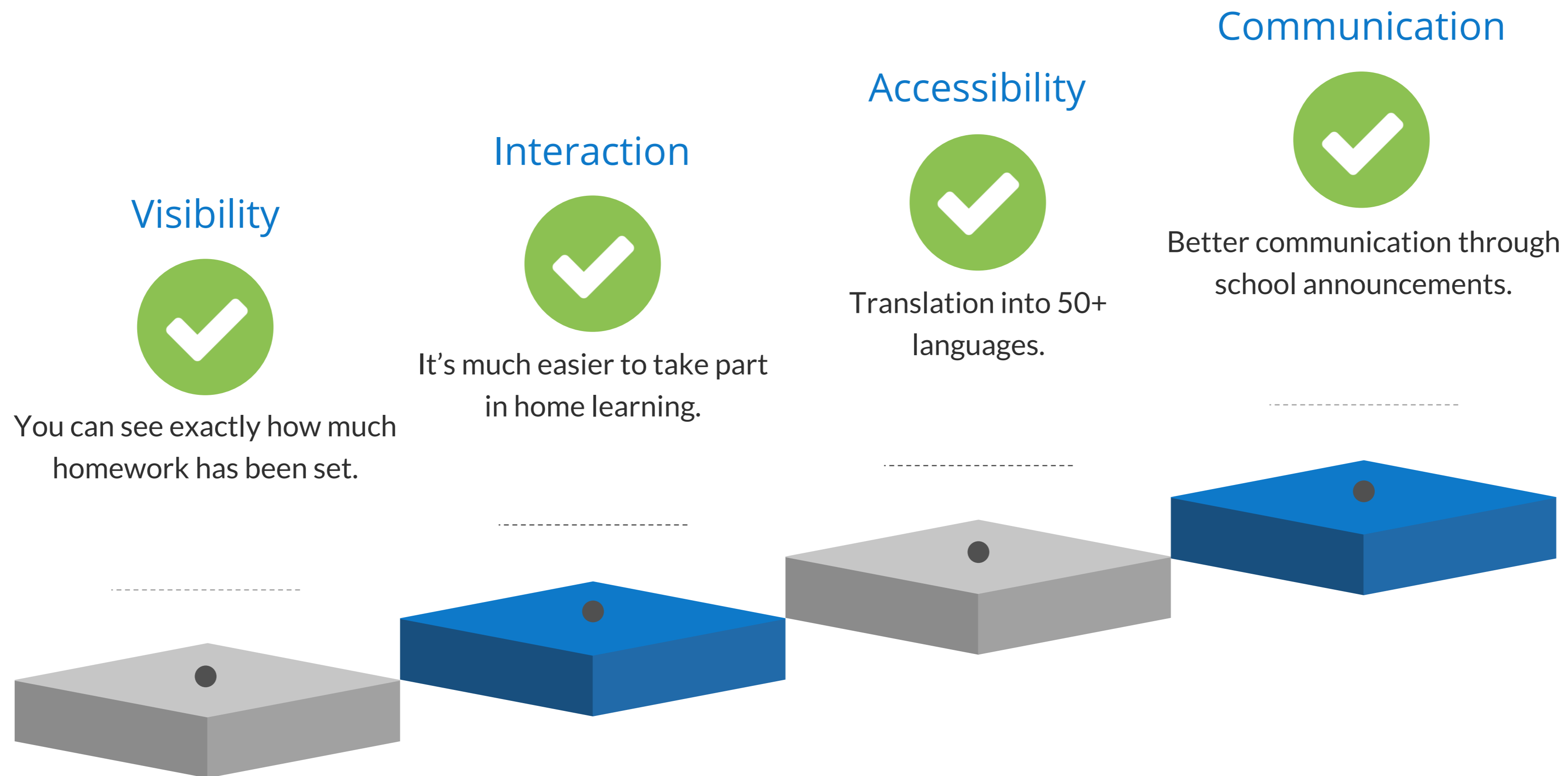
Customer support satisfaction

95%



Benefits for parents

See how Show My Homework can benefit you



Multiple children

If you have more than one child at the school, they will appear on the same page.



From here you can find their Homework; Announcements and Events that apply to them; and their Gradebook.

The screenshot displays a web application interface for a parent, Mr. Barry Breadstick, to manage multiple children's accounts. The interface is split into two main sections: a left sidebar and a main content area.

Left Sidebar (Desktop View):

- Header: Mr. Barry Breadstick, Welcome
- Search/Filter: Select student
- Child List:
 - Billy Breadstick: Homework due this week, 3 overdue items
 - Jimmy Breadstick: Homework due this week, 0 overdue items
 - Suzie Breadstick: Homework due this week, 5 overdue items

Main Content Area (Desktop View):

- Header: Home, Select student
- Instruction: Select a student to view their homework account
- Placeholder text: Lorem ipsum dolor sit amet, consectetur adipiscing elit. Maecenas hendrerit luctus aliquet. Duis vitae posuere orci. Pellentesque dignissim.
- Child Profiles (Cards):
 - Billy Breadstick:** Last activity 2 days ago, 4 items overdue. Buttons: View to-do list, View gradebook, View notice board. Recovery PIN: G07274070.
 - Jimmy Breadstick:** Last activity 4 days ago, 2 items overdue. Buttons: View to-do list, View gradebook, View notice board. Recovery PIN: G07274070.
 - Sarah Breadstick:** Last activity 1 day ago, No items overdue. Buttons: View to-do list, View gradebook, View notice board. Recovery PIN: G07274070.
- Legend: Green circle for Announcements, Red circle for Events.

Mobile View (Smartphone):

- Header: Select profile
- Greeting: Hello Mr. Breadstick, Please select a child profile to view
- Child List:
 - Billy Breadstick: Homework due this week, 3 overdue items
 - Jimmy Breadstick: Homework due this week, 0 overdue items
 - Suzie Breadstick: Homework due this week, 5 overdue items

Homework calendar

Homework appears in the calendar as a block, stretching from the issue date to the due date.

The screenshot shows a web-based homework calendar interface. At the top, there's a search bar and a notification bell with a '2' badge. Below that, a summary shows '5 Homework yet to submit', '2 Deadline finishes today', and '2 Homework past due date'. The main area is a calendar grid for the week of March 9th to 15th, 2015. The grid shows various homework blocks with different colors: green for Assignment, blue for Differentiated, purple for Class test, red for Numeracy test, teal for Spelling test, and orange for Quiz. A sidebar on the left contains navigation options like 'Homework Calendar', 'Homework list', 'Gradebook', and 'Notice Board'. A top navigation bar includes a search bar and a notification bell with a '2' badge.



Select a piece of homework for more details.

Homework types

- Assignment
- Differentiated
- Class test
- Numeracy test
- Spelling test
- Quiz

Homework description

In this view we can see a task's title and description, set and due dates and how it should be submitted.

The image displays two views of a homework assignment page: a desktop browser view and a mobile phone view.

Desktop View:

- Header:** Search for students, notification icon (2).
- Breadcrumbs:** Home / Homework / The future of technology essay.
- Title:** The future of technology essay.
- Navigation:** Back, Description (selected), Assess, Discussion, Trends, Actions.
- Task description:** Miss. T. Teacherson set this assignment for group 7/His1 - Physics. Set on Tue 05 May, Set on Tue 12 May.
- Description:** Lorem ipsum dolor sit amet, consectetur adipiscing elit. Cras scelerisque enim quis ligula elementum, non venenatis sem dictum. Sed condimentum lectus tincidunt lorem bibendum, in interdum tortor tempor. Ut venenatis consequat augue nec mattis. Maecenas at auctor erat. Nam cursus auctor eros, vel rhoncus mi euismod sed. Proin lobortis elit lectus. Sed eget metus ipsum.
- Other information:**
 - 60 seconds to answer each question
 - Students can take the quiz up to three times

Tip: Once your students have completed the quiz, visit the gradebook to find out how each learner did in your class.
- Resources to help you:**
 - meet_the_team.mov (Download, Play)
 - education_podcast.mp3 (Download, Listen)
 - product_animation.gif (Open in Google Drive)

Mobile View:

- Status:** Assignment.
- Title:** Romeo & Juliet essay coursework preparation.
- Subject:** English Literature - 7/Eng1.
- Teacher:** Mr. D. Piddington set this homework.
- Due Dates:** Set on Tue 05 May, Due on Tue 05 May.
- Description:** Lorem ipsum dolor sit amet, consectetur adipiscing elit. Aenean lacus nunc, porta in arcu quis, finibus lacinia metus. Suspendisse ut odio mauris. Quisque lacinia iaculis ipsum ac feugiat. Nullam varius aliquam eget scelerisque bibende.
- Other information:**
 - Lorem ipsum dolor sit amet
 - Aenean lacus nunc, porta in arcu quis.
- Bottom Navigation:** To-do list, Notice board (3), Profile.

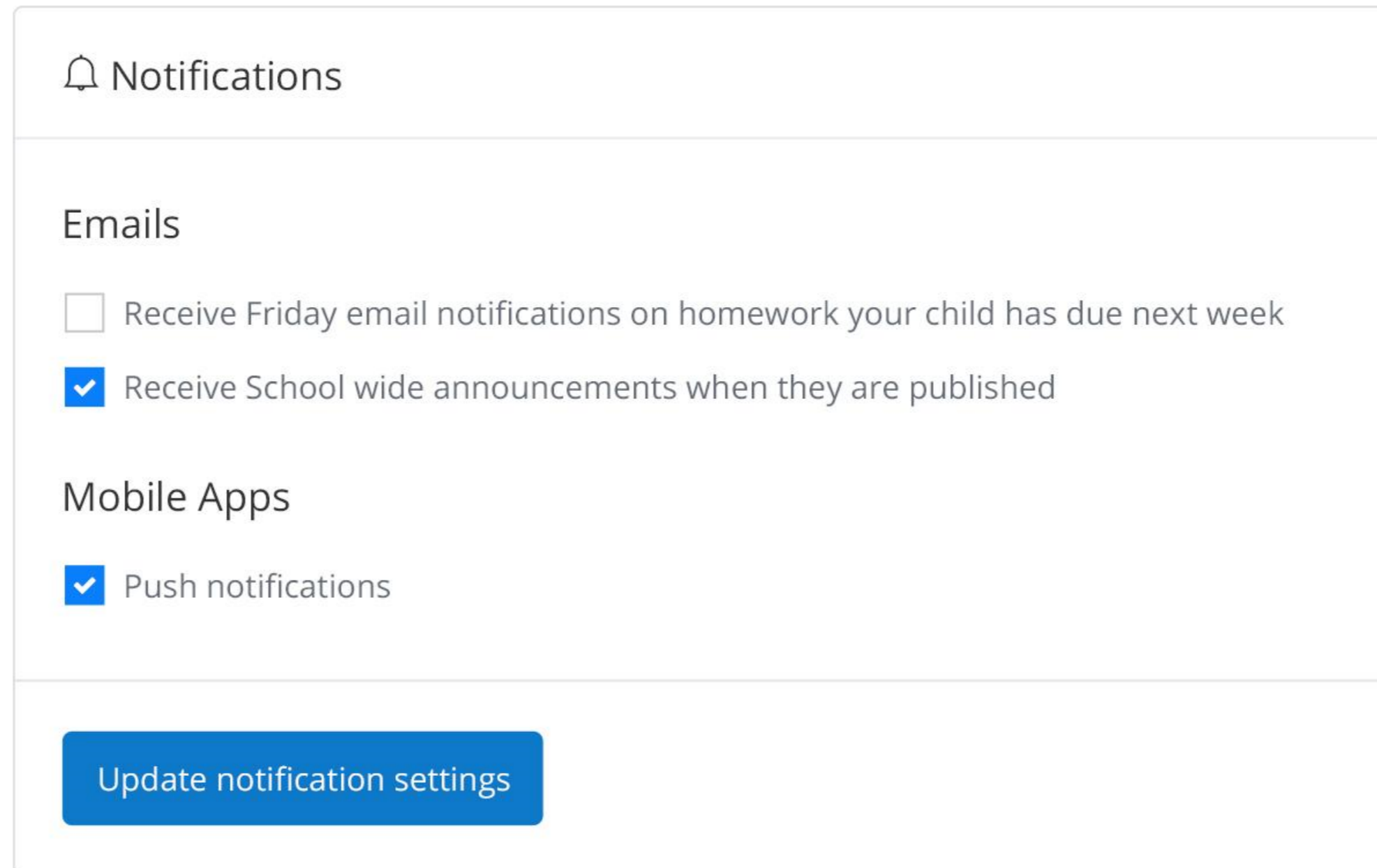
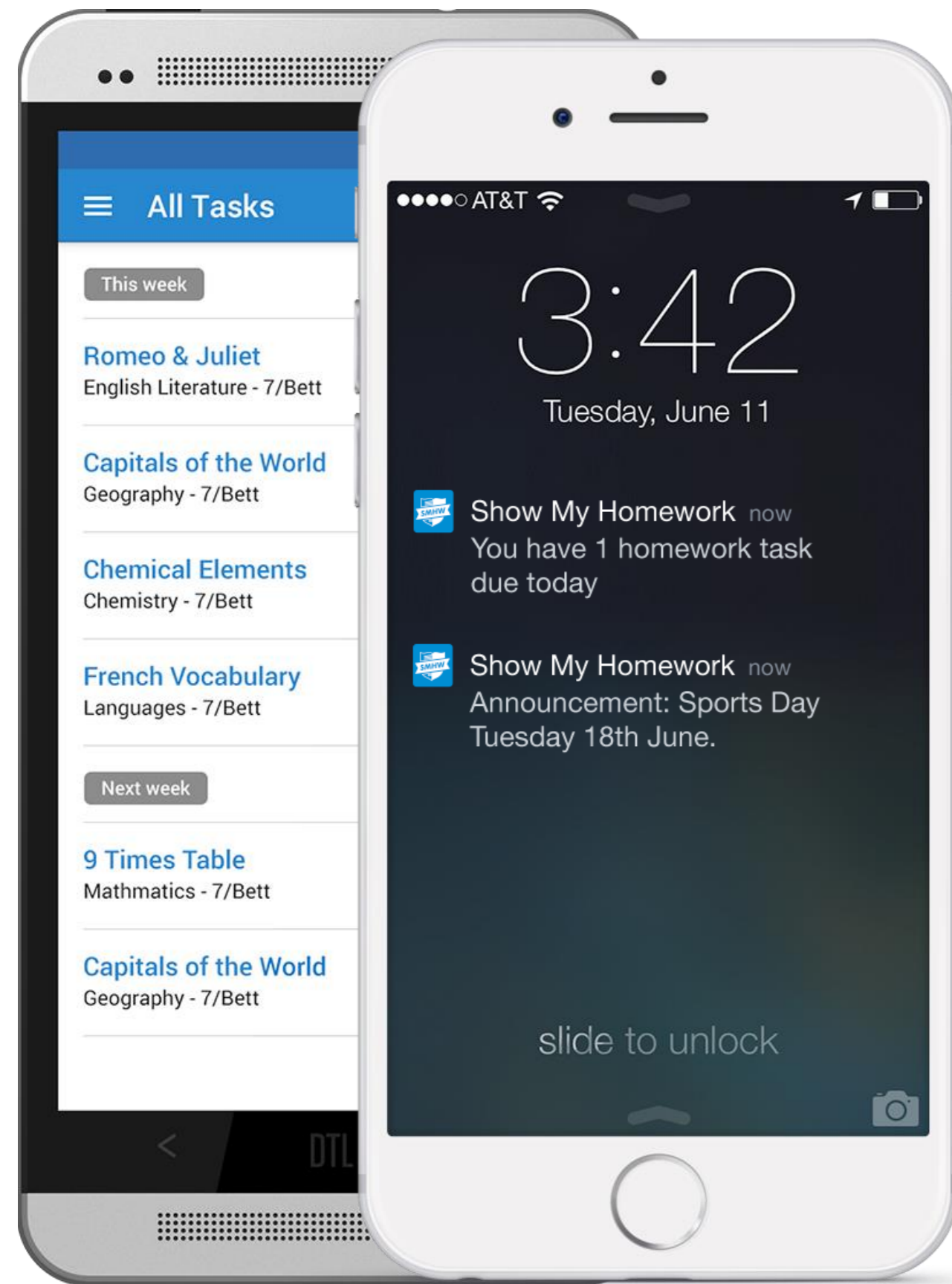
Blue arrows point from the mobile view to the desktop view, highlighting the 'Resources to help you' section.



Helpful resources – files & websites – are displayed below the homework.

Notifications

In Settings, you can manage Notifications.



Make sure to download the Show My Homework App, for iPhone, iPad, iPod Touch and Android Devices.



Where are we?

This was only rolled out last year at Hyndland and we are still working through some of the more advanced features!



S1 pupils are getting their Glow logins in Business and Computing

They use this to access their SMHW account

Parental PIN's for access are available

Parent's Evenings

Starting this year we will be moving to an online system for making parents evening appointments

In order for this to work, we need to ensure that we have contact information for parents – Data forms

In the weeks leading up to the S1 Parents Evening you'll get instructions on how to log in and make appointments

