

OUR VISION
OUR VALUES
OUR SCHOOL



Student Induction - August 2020



Navigating your way around the building and fire evacuation procedures



Why have we introduced the one way system?

- In order to meet the government recommendations for social distancing we have introduced some changes with how student and staff will make their way around the school buildings.
- Following the new one way system may mean that students have to go down stairs and then back up again to reach their timetabled class or walk around the full corridor square to get to their next class but this is the only way that we can ensure we keep everyone safe.



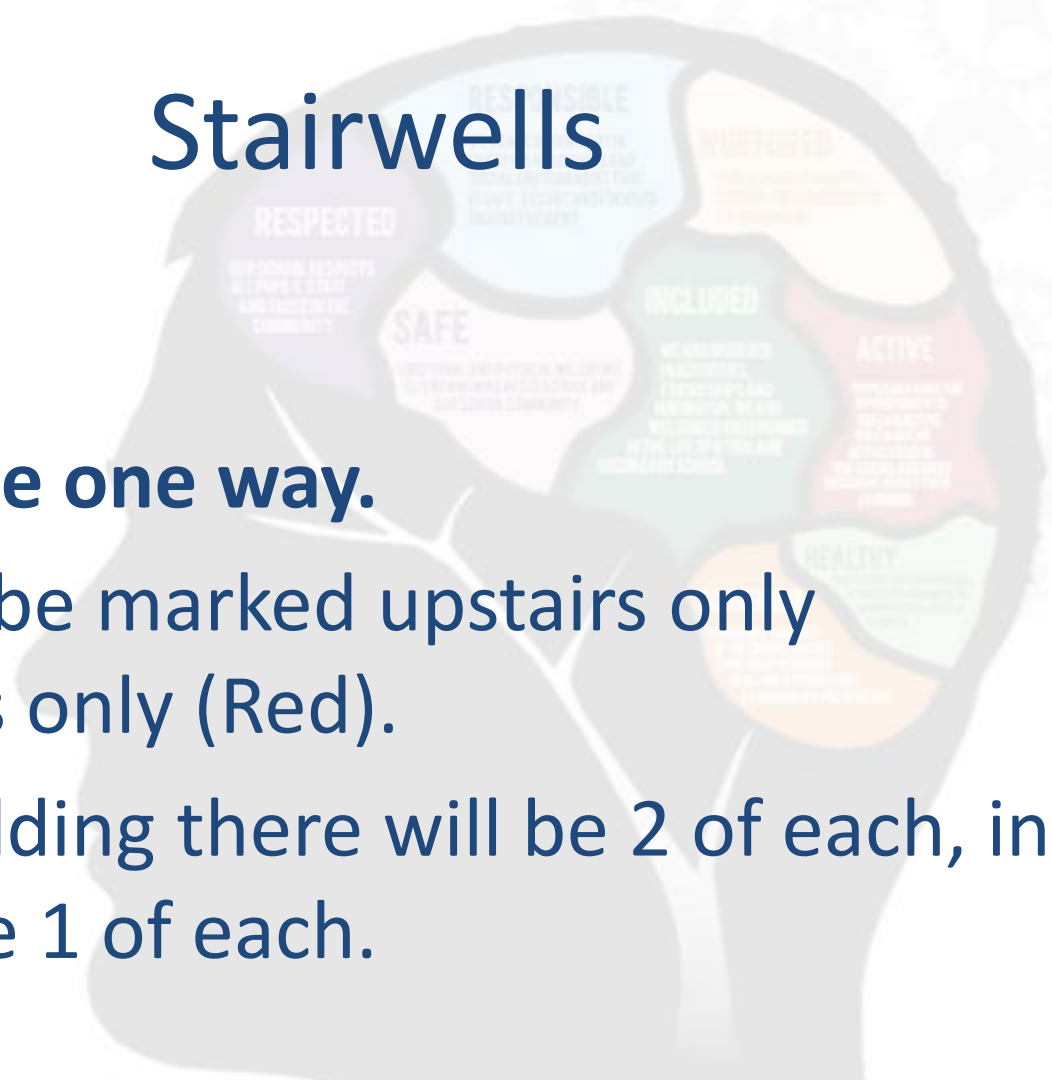
Moving around the building

- A one way system will be in operation in both buildings.
- Students and staff will move in a **clockwise direction** around the corridors.
- Arrows will be marked on the corridor walls and floors to help with this.





Stairwells



- **Stair wells will now be one way.**
- Stair wells will either be marked upstairs only (Green) or downstairs only (Red).
- In the Lauderdale building there will be 2 of each, in the Airlie there will be 1 of each.

STAIRWELL A
UPSTAIRS
ONLY

STAIRWELL B
DOWNSTAIRS
ONLY



The Link Corridor – Lauderdale to Airlie Building

- **The link corridor will be one way only.**
- If you are moving from the Lauderdale Building to the Airlie Building you should use the link corridor.





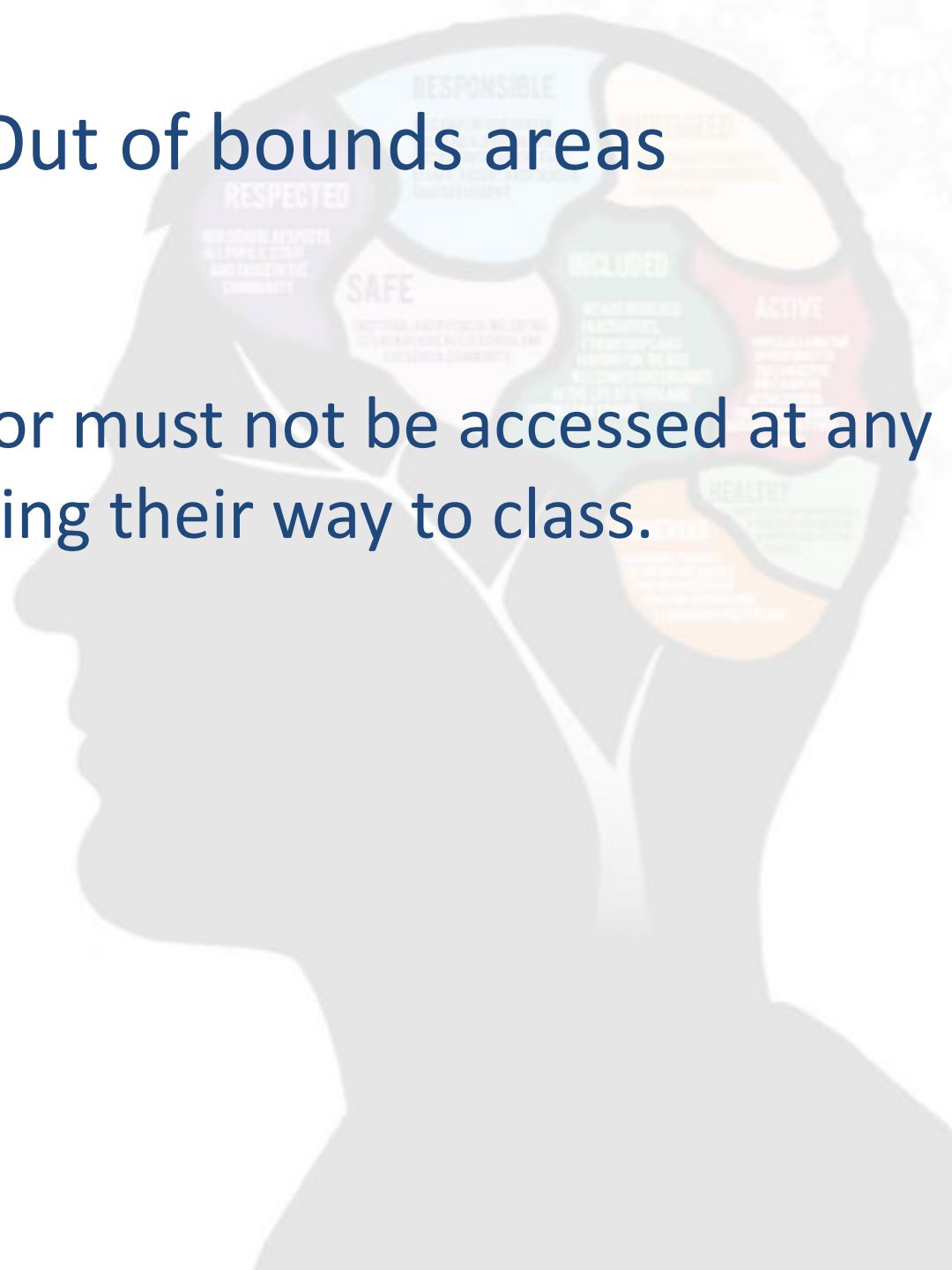
The Link Corridor – Airlie Building to Lauderdale Building

- If you are moving from the Airlie Building to the Lauderdale Building, you should **exit the Airlie Building via the main entrance (next to Music) onto the playground.**
- **You will then enter the Lauderdale Building via the fire door next to the PE Department then move directly up the green stairwell.**



Out of bounds areas

- The bottom PE corridor must not be accessed at any time by students making their way to class.





Respecting each other's space and keeping each other safe

- In order to move around the building safely, students should go directly to their class and **should also keep apart where possible** in corridors and stairwells from students.
- Markings will be displayed in corridors to help with this.
- **Students must also keep apart from staff at all times** to ensure social distancing is in place.



Entering and Exiting the school buildings

- All S1 and S2 students must always (in the morning, after interval and after lunchtime) enter the school via the **Airlie Building Entrance located in the school playground.**
- All S3-S6 students **MUST** always (in the morning, after interval and after lunchtime) **enter the school via the pupil entrance on Lauderdale Gardens.**



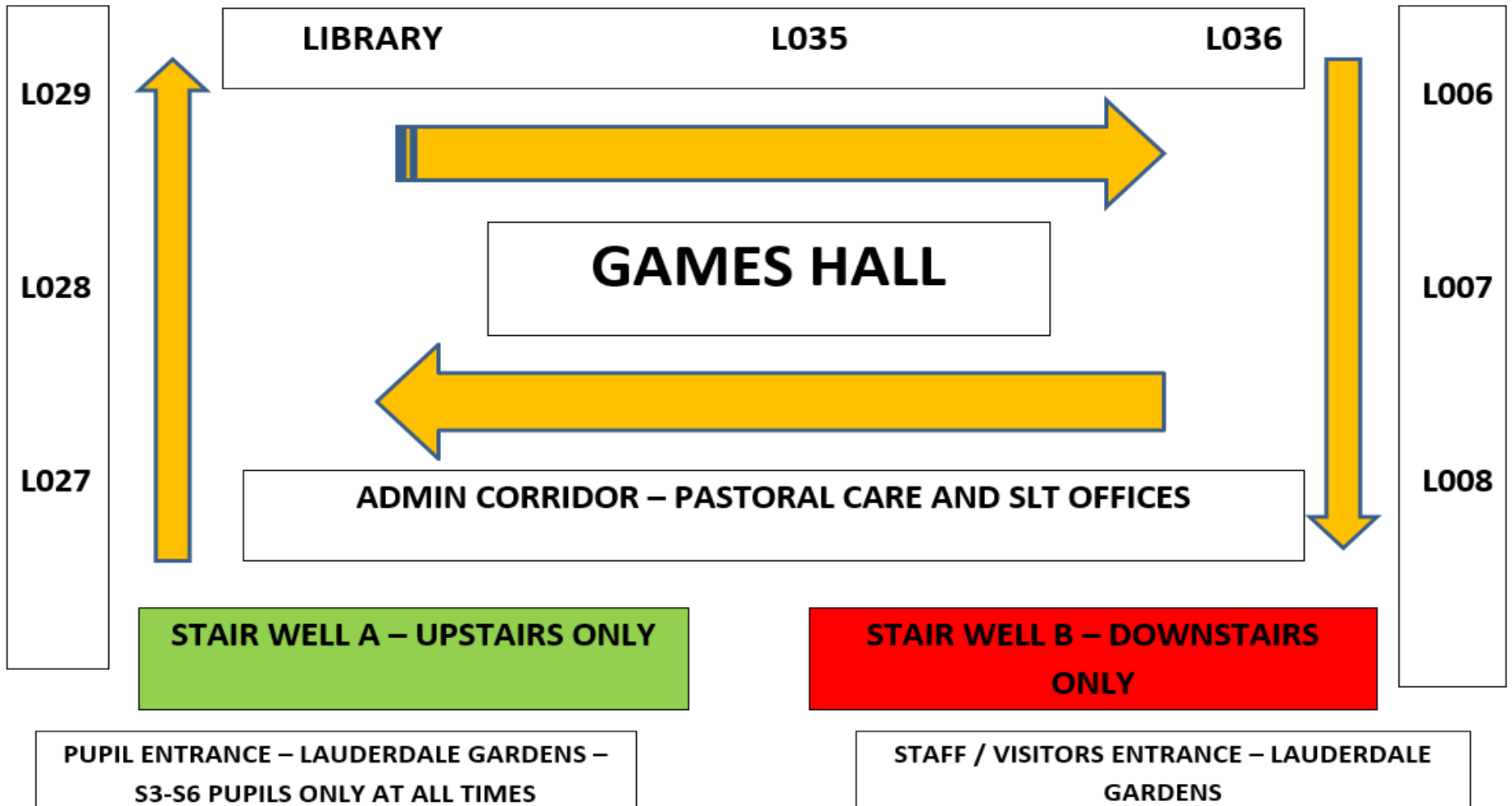
Lining up to enter classrooms

- As many of you will be aware, our corridors can be very busy at the period change over time.
- When you arrive at your class it is vital that you line up orderly outside if the teacher is not ready for you to enter.
- This will ensure the one way system can work in the corridors whilst allow some social distancing for others.

Lauderdale – Ground Floor

STAIR WELL B – DOWNSTAIRS ONLY – ACCESS TO AIRLIE BUILDING AND LINK CORRIDOR

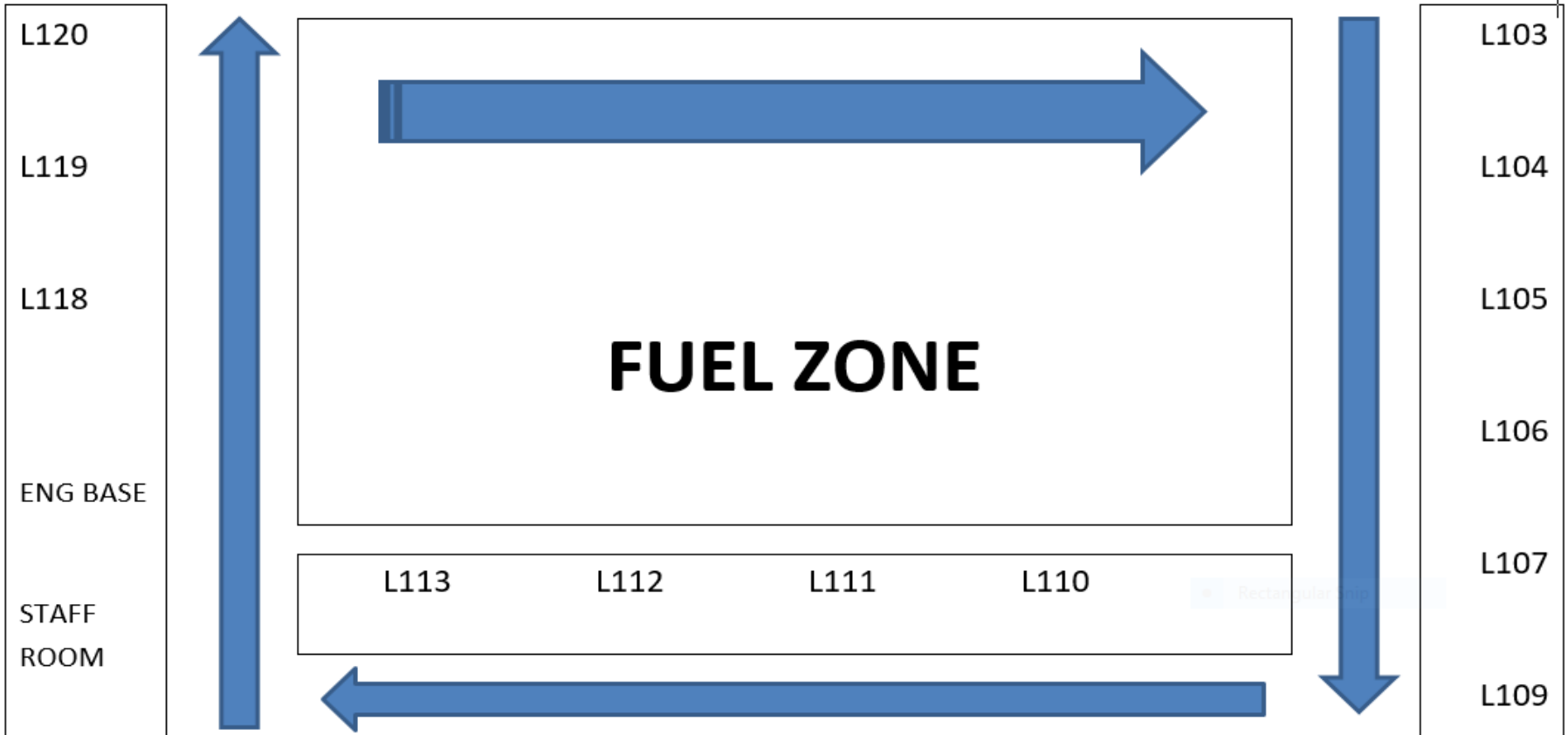
STAIR WELL A – UPSTAIRS ONLY – MAIN ACCESS STAIRS FROM AIRLIE BUILDING



Lauderdale – First Floor

STAIR WELL B – DOWNSTAIRS ONLY – ACCESS TO AIRLIE BUILDING AND LINK CORRIDOR

STAIR WELL A – UPSTAIRS ONLY – TO ALLOW ACCESS TO LAUDERDALE BUILDING




STAIR WELL A – UPSTAIRS ONLY

STAIR WELL B – DOWNSTAIRS ONLY –

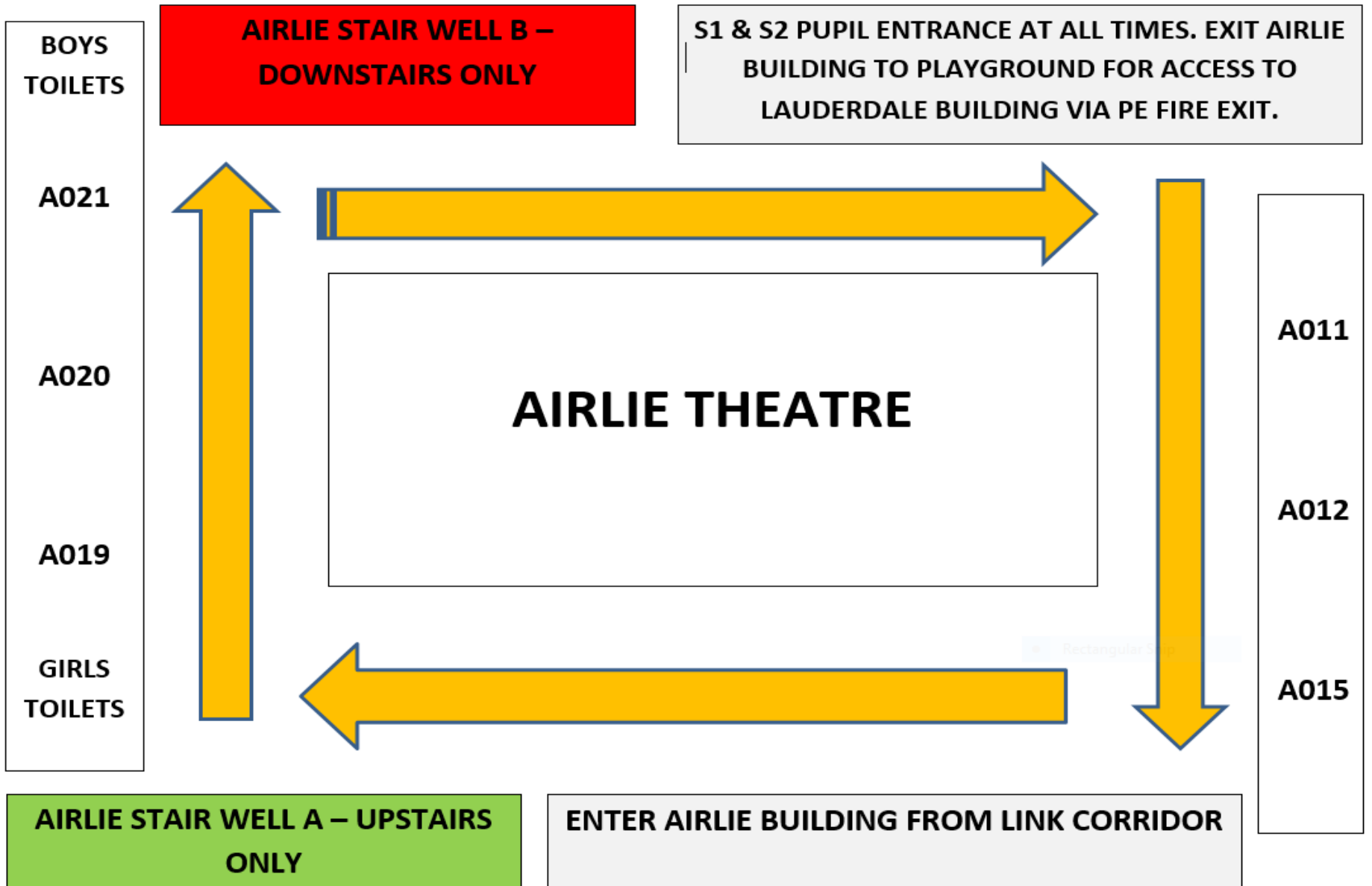
Lauderdale – Second Floor

STAIR WELL B – DOWNSTAIRS ONLY – ACCESS TO AIRLIE BUILDING AND LINK CORRIDOR

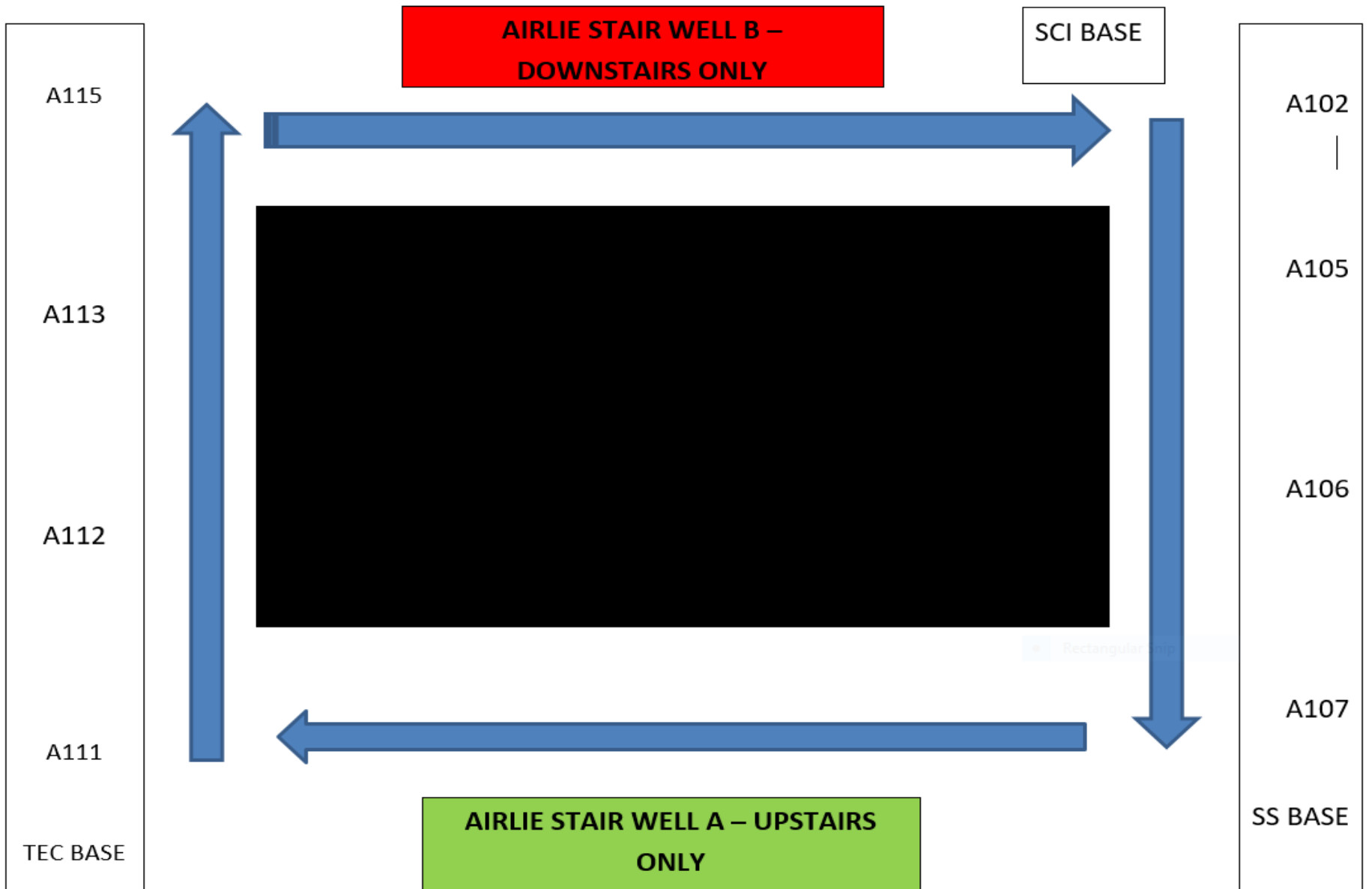
STAIR WELL A – UPSTAIRS ONLY – TO ALLOW ACCESS TO LAUDERDALE BUILDING



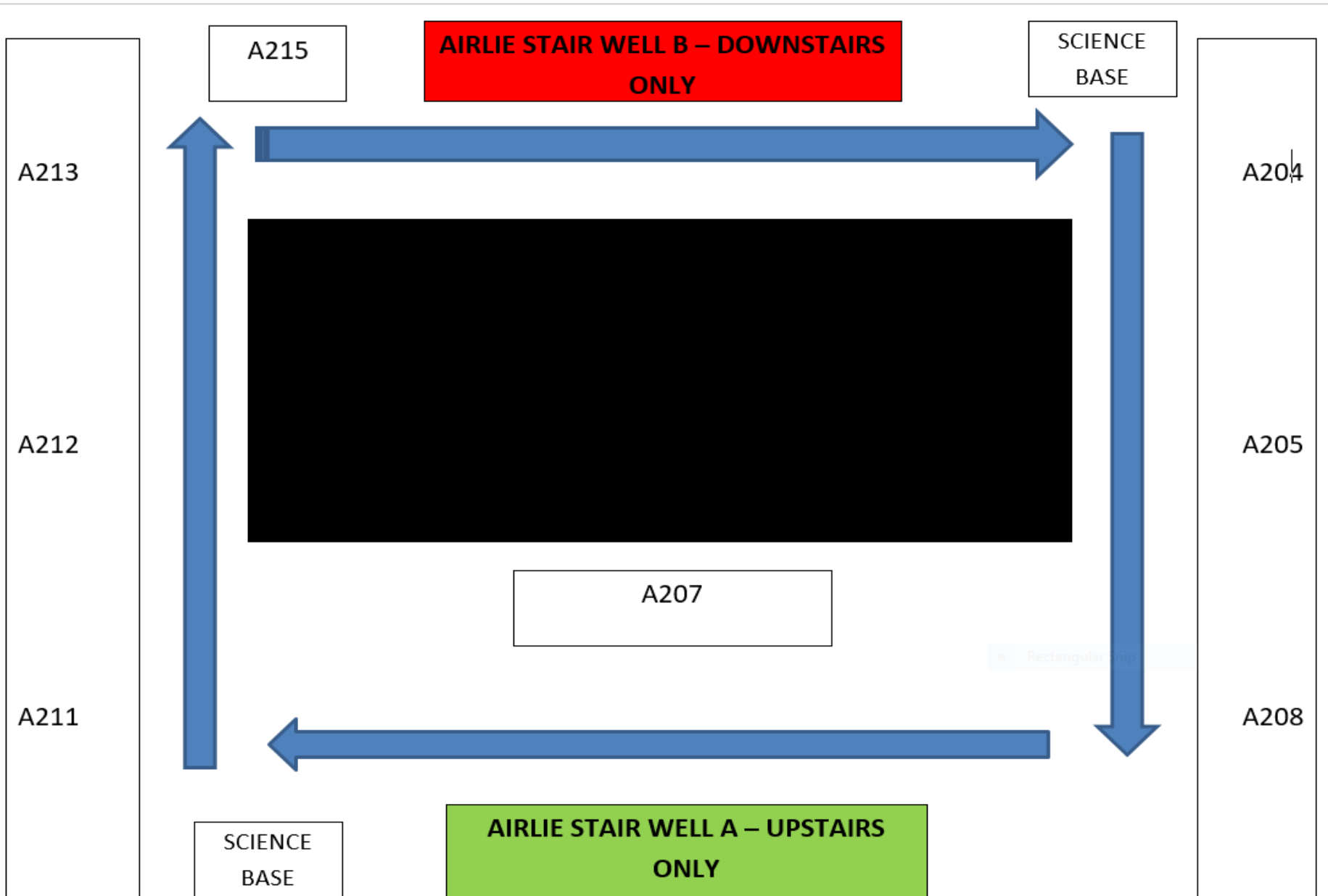
Airlie – Ground Floor



Airlie – First Floor



Airlie – Second Floor





S1 Students only

- **ALL students in S1 will be issued with a paper pack to keep safe.**
- **This pack contains a map of the school and the new one way system layout.**
- **Keep this safe for next week and beyond!**





Our expectation is that all young people will make good choices in their behaviour, attitude and movement around the school building by keeping themselves and others safe.

The one way system must be adhered to at **all times**.
The only exception is unless there is a fire evacuation – where young people should proceed to the nearest fire exit.

OUR VISION
OUR VALUES
OUR SCHOOL



As you move around the building please remember to be considerate and kind to others by respecting their space.





When you hear the Fire Alarm!

- Remain Calm and follow the instructions from your teacher.
- Listening to instructions is vital.
- Good order and behaviour are essential.
- Pupils must remain in class groups both on the way out and at the Assembly Areas on the football pitch.
- Remain calm when lining up and congregating.



Evacuation from the Lauderdale Building

- If the fire alarm sounds, students in the Lauderdale building should evacuate the building using the nearest exit – either of the two main entrance doors.
- Walk up Lauderdale Gardens (closest to the school) – do NOT cross over until the you reach the supervised crossing point at the top of the road.
- Enter the pitch using the main gate and go directly to the allocated space for their tutor group class i.e. 2L1, 3K etc.



Evacuation from the Airlie Building

- Leave the school by the nearest fire exit.
- Walk up Clarence Drive towards Lauderdale Gardens.
- Cross Lauderdale Gardens at the staffed crossing point at the junction with Turnberry Road.
- Enter the pitch and line up with your registration group.

Fire Procedures
Appendix 2

